







CAPACITY CHART

VENUE		AREA		CAPACITIES					
		Metres ²	Feet ²	Theatre 	Classroom 	Cabaret 	Banquet 	Cocktail 	Trade booths 3m x 3m 
Lectern Only	Auditorium 1 & 2	669	7,024	1,236	-	-	-	-	-
	Auditorium 1	334	3,507	618	-	-	-	-	-
	Auditorium 2	335	3,517	618	-	-	-	-	-
	Meeting Rooms 1 & 2	148	1,554	156	84	96	100	170	-
	Meeting Rooms 3 & 4	148	1,554	156	84	96	100	170	-
	Meeting Room 1	63	661	64	30	40	40	70	-
	Meeting Room 2	85	892	82	40	48	60	100	-
	Meeting Room 3	85	892	82	40	48	60	100	-
	Meeting Room 4	63	661	64	30	40	40	70	-
Small Stage & Lectern (2.4 m x 1.8 m)	Waterfront Rooms 1, 2 & 3	508	5,334	560	300	272	300	600	28
	Waterfront Rooms 1 & 2	337	3,538	350	198	192	200	420	19
	Waterfront Rooms 2 & 3	338	3,549	350	198	192	250	420	19
	Waterfront Room 1	170	1,785	184	102	96	90	210	9
	Waterfront Room 2	167	1,753	160	96	96	90	210	9
	Waterfront Room 3	171	1,795	184	102	96	90	210	9
Larger stage (12 m x 4.8 m)	Halls 1, 2, 3 & 4	4,000	42,000	3,660	-	2,024	2,740	4,700	225
	Halls 1, 2 & 3	2,800	29,400	2,420	-	1,344	1,820	3,230	157
	Halls 1 & 2 or 3 & 4	2,000	21,000	1,560	-	920	1,150	2,200	112
	Hall 1	1,200	12,600	800	-	448	530	1,200	68
	Hall 2	800	8,400	630	-	360	440	700	45
	Hall 3	800	8,400	630	-	360	440	700	45
	Hall 4	1,200	12,600	920	-	544	580	1,200	68